

# TR500 IP Audio Transmitter Product Brief

The information contained in this manual is subject to modify without notice.

Copyright © 2009-2011

All rights reserved by DigiSpider Inc. This publication contains information that is protected by copyright.

“DS”, “Digispider”, “Dspider” mentioned in this manual all refer to” DigiSpider Inc.

No part of it may be reproduced, transmitted, or translated any language without permission from DigiSpider Inc.

Trademarks as “DS”, “Digispider”, “Dspider” used in this manual are registered by DigiSpider Inc.

Trademarks as “Microsoft”, “MS-DOS”, “Windows”, “Windows 98”, “Windows 2000”, “Windows XP” are registered by Microsoft Corporation;

Other trademarks and Names mentioned in this manual are belong to the corporation who have registered the trademark or produced the product. DigiSpider Inc.has no patent right for these products.

TR500 Serial

2011 P/N:

Version: 1.0

## TR500 Product Brief

### I. Product Brief introduction

TR500 serial network audio transceiver, can send audio stream, via TCP/IP protocol on LAN/WAN network, meanwhile it can receive audio signal from whole audio system by TR500 software, it can be applied in PA, paging system and network audio transmission system for different purposes and occasions.

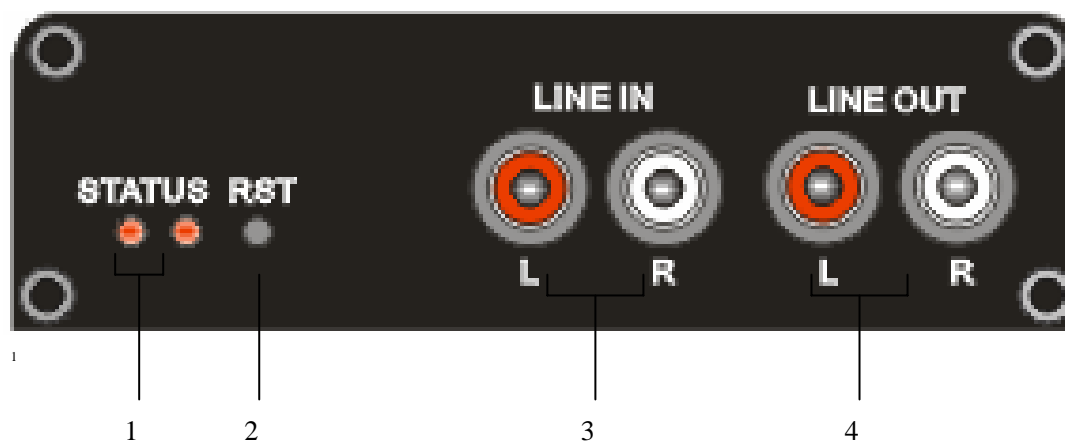
### II. Types

TR500 have 3 types small terminal device.

| Type      | Analog input<br>(Line In) | Analog output<br>(Line Out) | RS232 |
|-----------|---------------------------|-----------------------------|-------|
| TR500-02  | /                         | 2                           | 1     |
| TR500-20  | 2                         | /                           | 1     |
| TR500-22A | 2                         | 2                           | 1     |

### III. Views of device

#### TR500-22 Front panel



- 1— STATUS indicator
- 2— RST Reset
- 3— LINE IN Audio input

4— LINE OUT Audio output, IP address can be announced automatically

**TR500-02 Front panel**

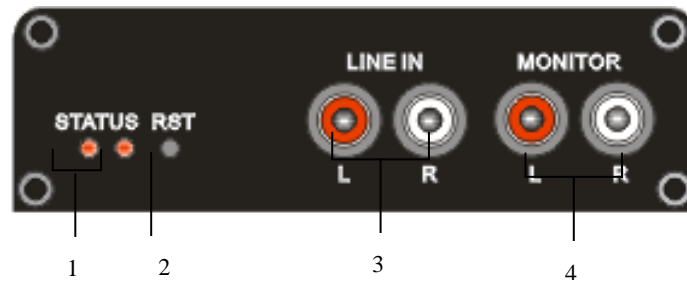


1— STATUS indicator

2— RST Reset

3— LINE OUT Audio output, IP address can be announced automatically

**TR500-20 Front panel**




1—STATUS indicator

2—RST Reset

3—LINE IN Audio input

4— MONITOR: input audio monitor, and IP address can be announced automatically

**TR500 back panel**



1— LAN network interface for 10M/100M

2

3

2— RS232 serial communication port

3— Power DC 5V (Please use the adapter provided together with the TR500 device)

### III. Specification

|                                   |   |
|-----------------------------------|---|
| Audio format                      | MP3 from 8 up to 192 kBit VBR (Variable Bit Rate) |
| Network interface                 | RJ45 10/100 Mbit Ethernet (Auto)                  |
| Power                             | +5 VDC 0.5 A                                      |
| Max. output level                 | 4.2Vpp  |
| Max. input level                  | 2Vpp  |
| Audio input/output interface type | RCA   |
| GPIO port type                    | DB9   |
| Environment                       | Temp: 0 ~ 40° C humidity: 0 ~ 70%                 |
| Device dimension (LxWxH)          | Small terminal: 156x148x36(unit:mm)               |

### IV. System application

#### 1. Application in LAN

It is quite simple for TR500 in a LAN. Connect a TR500 in a network by a switch, then, use control software provided by DigiSpider to set the IP address and port number, audio signal can be sent and received. The following is detailed explanation:

System structure:

